



HDBT[®]
5-Play[™]

PU-507WPRX

5-Play HDBaseT[™] Wall Plate Receiver
(inc. PoE & single LAN, up to 100m)

OPERATION MANUAL

DISCLAIMERS

The information in this manual has been carefully checked and is believed to be accurate. CYP (UK) Ltd assumes no responsibility for any infringements of patents or other rights of third parties which may result from its use.

CYP (UK) Ltd assumes no responsibility for any inaccuracies that may be contained in this document. CYP (UK) Ltd also makes no commitment to update or to keep current the information contained in this document.

CYP (UK) Ltd reserves the right to make improvements to this document and/or product at any time and without notice.

COPYRIGHT NOTICE

No part of this document may be reproduced, transmitted, transcribed, stored in a retrieval system, or any of its part translated into any language or computer file, in any form or by any means—electronic, mechanical, magnetic, optical, chemical, manual, or otherwise—without express written permission and consent from CYP (UK) Ltd.

© Copyright 2011 by CYP (UK) Ltd.

All Rights Reserved.

Version 1.1 August 2011

TRADEMARK ACKNOWLEDGMENTS

All products or service names mentioned in this document may be trademarks of the companies with which they are associated.



SAFETY PRECAUTIONS

Please read all instructions before attempting to unpack, install or operate this equipment and before connecting the power supply.

Please keep the following in mind as you unpack and install this equipment:

- Always follow basic safety precautions to reduce the risk of fire, electrical shock and injury to persons.
- To prevent fire or shock hazard, do not expose the unit to rain, moisture or install this product near water.
- Never spill liquid of any kind on or into this product.
- Never push an object of any kind into this product through any openings or empty slots in the unit, as you may damage parts inside the unit.
- Do not attach the power supply cabling to building surfaces.
- Use only the supplied power supply unit (PSU). Do not use the PSU if it is damaged.
- Do not allow anything to rest on the power cabling or allow any weight to be placed upon it or any person walk on it.
- To protect the unit from overheating, do not block any vents or openings in the unit housing that provide ventilation and allow for sufficient space for air to circulate around the unit.

REVISION HISTORY

VERSION NO.	DATE	SUMMARY OF CHANGE
V1.00	29/01/13	First Release
V1.01	08/10/13	First Release






CONTENTS

1. Introduction	6
2. Applications	6
3. Package Contents	6
4. System Requirements	6
5. Features.....	7
6. Operation Controls and Functions	8
7. D-Sub 9 Pin Definitions	9
8. Connection Diagram	10
9. Specifications.....	11





1. INTRODUCTION

The flagship PU-507-RX HDBaseT™ Receiver is now available in a Wall Plate version for seamless integration into any installation. The PU-507-WPRX Wall Plate Receiver benefits from Full HDBaseT™ 5-Play features allowing uncompressed HDMI signals and IP data to be received over a Single CAT5e/6/7 cable. This solution also enables RS-232, LAN, IP Control, 2-way IR, and Power over Ethernet (PoE) functionality over the same CAT5e/6/7 cable. These combined HDMI and control signals can be transmitted up to lengths of 100 metres.

2. APPLICATIONS

-  Household entertainment sharing and control
-  Lecture room display and control
-  Showroom display and control
-  Meeting room presentation and control
-  Classroom display and control

3. PACKAGE CONTENTS

-  HDMI over Single CAT5e/CAT6 Receiver x 1
-  IR Blaster x 1
-  IR Receiver x 1
-  Operation Manual

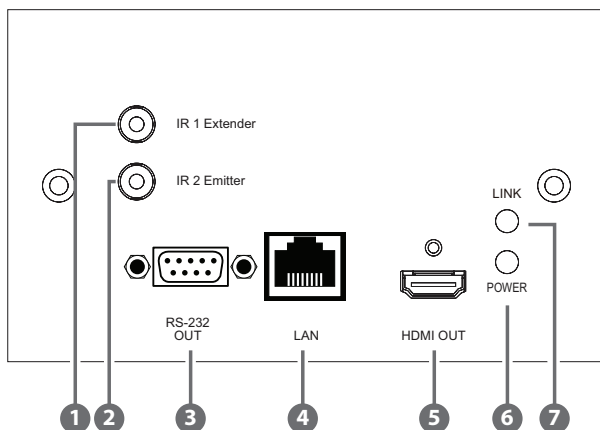
4. SYSTEM REQUIREMENTS

Input HDMI overCAT5e/6 transmitter with signal and output display with HDMI input jack.

5. FEATURES

- /// Supports all v1.4 HDMI resolutions plus 4k.**
- /// Supports uncompressed video/audio up to 10.2Gbps**
- /// Common supported resolutions: HDTV: 480p, 576p, 720p, 1080i, 1080p, 1080p24; PC: VGA, SVGA, XGA, WXGA, SXGA, UXGA, WUXGA.**
- /// HDMI, HDCP, & DVI compliant**
- /// Supports HDCP repeating and CEC functions**
- /// Uncompressed data transfer over single CAT cable (100m - CAT6/7; 80m - CAT5e)**
- /// Uncompressed video 1080p, 60Hz, 48bits**
- /// Audio support up to 7.1CH & Dolby TrueHD, DTS-HD**
- /// 5-Play™ convergence: HDMI, LAN, POE & Control (IR & RS232)**
- /// Supports 3D signals**

6. OPERATION CONTROLS AND FUNCTIONS



- ❶ **IR 1 Extender:** This slot is to connect with the IR receiver cable included in the package for IR signal receiving.
- ❷ **IR 2 Emitter:** This slot is to connect with the IR blaster cable included in the package for IR signal transmitting.
- ❸ **RS-232 OUT:** This slot is to connect with D-Sub 9-pin cable from device equipment for receiving RS-232 commands.
- ❹ **LAN:** Connect to an active network for LAN serving and TELNET/Web GUI control.

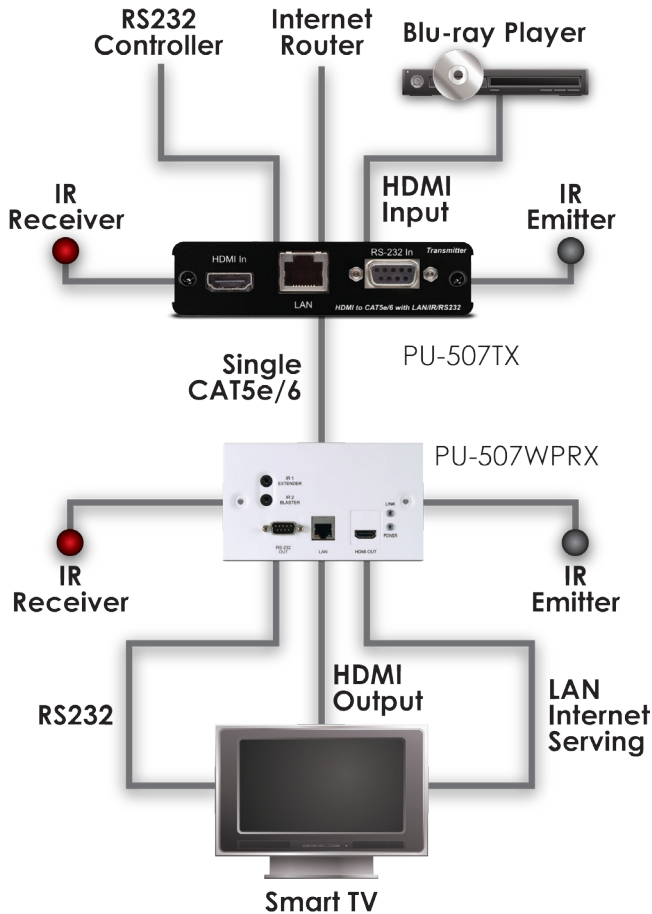
When the transmitter or any compatible LAN equipped receivers are connected to a network, this allows the network access (including internet access if available) to be shared between the transmitter and receiver. Connect any Ethernet equipped device e.g. a Smart TV or games console to the LAN port of a receiver for that device to share the network/internet access.

- ❺ **HDMI OUT:** This slot is to connect with HDMI TV/monitor for display HDMI input source signal.
- ❻ **Power LED:** This green LED will illuminate when the device is connected to a power supply.
- ❼ **LINK LED:** This yellow LED will illuminate when the both CAT5e/6 input and output signal is connected.

7. D-SUB 9 PIN DEFINITIONS

Pin	Define TX/RX
1	N/C
2	TxD/RxD
3	RxD/TxD
4	N/C
5	GND
6	N/C
7	N/C
8	N/C
9	N/C

8. CONNECTION DIAGRAM



9. SPECIFICATIONS

Input	1×CAT5e/6, 1×IR Extender, 1xLAN
Output	1×HDMI, 1×RS-232, 1×IR Blaster
ESD Protection	Human-body Model: ±8kV (air-gap discharge) ±4kV (contact discharge)
IR Frequency	30~50 kHz
Dimensions	146mm(W) × 86mm(D) × 48.5mm(H)
Weight	156 g
Chassis Material	Plastic
Silkscreen Color	Black/White
Operating Temperature	0 °C~40 °C/32 °F~104 °F
Storage Temperature	-20 °C ~ 60 °C/-4 °F~140 °F
Relative Humidity	20~90% RH (non-condensing)

10. ACRONYMS

ACRONYM	COMPLETE TERM
CAT5e	Category 5 Cable
CAT6	Category 6 Cable
CEC	Consumer Electronics Control
DVI	Digital Visual Interface
HDCP	High-bandwidth Digital Content Protection
HDMI	High Definition Multimedia Interface
IR	Infrared



CYP (UK) Ltd., Unit 7, Shepperton Business Park, Govett Avenue, Shepperton,
Middlesex, TW17 8BA

Tel: +44 (0) 20 3137 9180 | Fax: +44 (0) 20 3137 6279

Email: sales@cypeurope.com

www.cypeurope.com

v1.01